

ECLIPSE


REF.NO. 6X959



Multipurpose helmet for women and children designed for mountaineering, climbing, vie ferrate and adventure parks.


Main features:


- close-fitting form designed for smaller heads (babies and women);
- light and comfortable, with good ventilation thanks to the many openings present in the shell;
- adjustable for different head circumferences;
- light ABS outer and internal expanded polyester shell;
- front headtorch attachment;
- choice of two different internal padding materials:
 - absorbent material (Ref. No. 6X959 **A**);
 - washable non-absorbent padding (Ref. No. 6X959 **B**) to guarantee better hygiene and facilitate washing, for frequent use in adventure parks and climbing schools.


 light blue / green

 green / light blue

 pink / light blue

 white / dark green

 dark green / green

 dark green / pink

TECHNICAL FEATURES

Size 48 ÷ 56 cm


280

STANDARD AND ADDITIONAL INFORMATION

EN 12492:2012



UIAA

QUALITY
CONTROL 100%



TABLES

Ref. No.	Internal padding	Colour
6X95903AAF0	absorbent – PES/PU/PA	light blue / green
6X95907AAG0	absorbent – PES/PU/PA	white / dark green
6X95915AAH0	absorbent – PES/PU/PA	dark green / green
6X95915AAI0	absorbent – PES/PU/PA	dark green / pink
6X95909AAE0	absorbent – PES/PU/PA	green / light blue
6X95910AAE0	absorbent – PES/PU/PA	pink / light blue
6X95903BAF0	washable / non-absorbent – PE	light blue / green
6X95907BAG0	washable / non-absorbent – PE	white / dark green
6X95915BAH0	washable / non-absorbent – PE	dark green / green
6X95915BAI0	washable / non-absorbent – PE	dark green / pink

ECLIPSE

REF.NO. 6X959



6X95909BAE0	washable / non-absorbent - PE	green / light blue
6X95910BAE0	washable / non-absorbent - PE	pink / light blue

Materials

Inner	Shell	Webbing	Headband
EPS	ABS	PES	PP

GALLERY



ECLIPSE

REF.NO. 6X959

