

DYNAMIC ROPES

	code	colour	length [m]	diameter [mm]	weight [g/m]	static elong. [%]	dynamic elong. [%]	falls	impact force [kN]	type	
	DNA DRY 8.9	L3060CX	pink	30 – 80, 100, 200	8,9	51	5 / 4	30 / 27 / 25	6 / 15 / 30	9,9 / 7,2 / 11,5	single / half / twin
	ICON DRY	L0384RX	red	30 – 80, 100, 200	9,3	56	7,5	34	5	8,6	single
	ICON	L0380YX	yellow	30 – 80, 100, 200	9,3	56	7,5	34	5	8,6	single
	HERO DRY	L0524GW	blue	30 – 80, 100, 200	9,6	59	5,1	35	8	7,9	single
	HERO	L0520GW	white	30 – 80, 100, 200	9,6	59	5,1	35	8	7,9	single
	KATA DRY	L0580AA	azul	30-200	9,7	61	9,0	30	5	7,7	single
	KATA	L057AA	azul	30-200	9,7	61	9,0	30	5	7,7	single
	STORM DRY	L3044AG	blue	30 – 80, 100, 200	9,8	65	7,9	35	9	9,1	single
	STORM	L3040GA	green	30 – 80, 100, 200	9,8	65	7,9	35	9	9,1	single
	GYM	L3050RY	red	30 – 80, 100, 200	10,1	68	8,4	35	7	8,7	single
	SCORE DRY	L0364LA00	mint	30 – 80, 100, 200	10,1	66	7	32	8	9,1	single
	SCORE	L0360GG	green	30 – 60, 80, 100, 200	10,1	66	7	32	8	9,1	single
	DURAN	L0340AX	blue	30 – 60, 80, 100, 200	10,4	70	7,1	31	9	9,1	single
	PATRON	L0540YX	yellow	30 – 80, 100, 200	11,0	79	5,3	31	16	9,1	single
	ACCORD DRY	L0514OG	orange	30 – 70, 100, 200	8,3	43	11 / 6,4	33 / 34	5 / 15	6,3 / 9,7	half / twin
		L0514GO	green	30 – 70, 100, 200	8,3	43	11 / 6,4	33 / 34	5 / 15	6,3 / 9,7	half / twin
	ACCORD	L0510AG	blue	30 – 70, 100, 200	8,3	43	11 / 6,4	33 / 34	5 / 15	6,3 / 9,7	half / twin
		L0510GA	green	30 – 70, 100, 200	8,3	43	11 / 6,4	33 / 34	5 / 15	6,3 / 9,7	half / twin
	GEMINI DRY	L3020	red	30 – 70, 100, 200	7,9	39	10,5/8	38/33	5/16	5,1/7,9	half / twin
		L3020	yellow	30 – 70, 100, 200	7,9	39	10,5/8	38/33	5/16	5,1/7,9	half / twin

CE • EN 892 • • packaging dynamic ropes: pack – 30. 40. 50. 60. 70. 80. 100 m • spool – 200 m

STATIC ROPES

	code	strength [kN]	knot breaking force [kN]	stitched eye strength [kN]	static elongation [%]	number of falls	weight [g/m]	type	
	STATIC R44 11.0	L0450	34,9	22,3	28,5	3,2	>20	77	A
	STATIC R44 10.5	L0430	31,5	19,8	27,7	3,4	>15	72	A
	STATIC 11.0	L0250	34,5	22,0	28,1	3,3	>20	80	A
	STATIC 10.5	L0230	30,4	18,6	24,3	3,3	>10	69	A
	STATIC R44 NFPA 10.5	R0430	32	–	–	3,5 / 7,2 / 9,9	–	72	general use
	STATIC R44 NFPA 11.0	R0450	33,5	–	–	3 / 6,8 / 10,8	–	77	technical use
	STATIC R44 NFPA 13.0	R0460	47	30	–	3,4 / 5,4 / 7,6	–	108,7	technical use
	STATIC 9.0	L0220	24,4	13,6	–	3,3	>15	54	B
	CONTRA 10.5	L026	30	18	–	2	>20	69	A
	TILIA 11.5	L0460	30	18	15	3	20	90	A

CE • EN 1891 • • packaging static ropes: pack – 30. 40. 50. 60. 70. 80. 100 m • spool – 100. 200 m

Static rope characteristic

Type A rope – low stretch kernmantel rope designed for general use by persons in rope access including all kinds of work positioning and restraint; in rescue and in caving Type B rope – low stretch kernmantel rope of a lower performance than type A ropes, requiring greater care in use (standard does not content other specification).

Static strength defined in the standard

22 kN for the ropes of type A • 18 kN for the ropes of type B Another standard requirement says, the material used for rope production shall have the melting point higher than 195 °C, so polyethylene or polypropylene are not suitable for the production of the ropes.

Rope elongation


The rope elongation shall not be higher than 5%, tested by loading the rope for 3 min with 150kg load (pretension 50 kg)

Dynamic performance










Fall test with two meters long rope terminated with figure-eight knots; fall factor 1. The testing mass 100 kg for type A ropes, 80 kg for type B ropes.


SPELEO ROPES

		strength [kN]	knot breaking force [kN]	static elongation [%]	number of falls	weight [g/m]
	SPELEO R44 10.5	33.4	20	3.3	>15	72
	SPELEO 10.5	29.4	17.2	4.5	>10	71

CE • EN 1891 •  packaging speleo ropes: pack – 30. 40. 50. 60. 70. 80. 100 m • spool – 100. 200 m

ACCESSORY CORDS

	coil	diameter [mm]	weight [g/m]	strength [kN]	length [m]	ft
	L0021	2	2.8	1.2	100	328
	L0031	3	6.5	1.9	100	328
	L0041	4	12.6	3.2	100	328
	L0051	5	18.7	5	100	328
	L0051BB	5	18.7	5	100	328
	L0061	6	23.2	9	100	328
	L0061BB	6	23.2	9	100	328
	L0071	7	35.1	11.5	100	328
	L0081	8	39.8	16	100	328

CE 1019 • EN 564 •  note: Hammer Cords L0002. L0003 do not fulfill EN standards and CE.